

TEST ONE: REASONING

START HERE AND WORK FROM LEFT TO RIGHT ACROSS THE PAGE

1. Bob is not as happy as Paul. Who is sadder? Bob Paul	2. Carol is not as good as Anne. Who is worse? Carol Anne
3. Bob is faster than Mike. Who is slower? Bob Mike	4. Val is happier than Rachel. Who is happier? Val Rachel
5. Claire is not as strong as Kate. Who is weaker? Claire Kate	6. Bill is not as dull as Joe. Who is brighter? Bill Joe
7. Eve is heavier than Wendy. Who is lighter? Eve Wendy	8. Mike is weaker than Pete. Who is stronger? Mike Pete
9. Bob is not as tall as Tony. Who is taller? Bob Tony	10. Sue is lighter than Lucy. Who is lighter? Sue Lucy
11. Kate is stronger than Sarah. Who is stronger? Kate Sarah	12. Bob is not as heavy as Fred. Who is lighter? Bob Fred

How did you get on? Check your answers with the correct answers below.

ANSWERS

Here are the answers to the **REASONING** questions you have just tried:

- | | | | | | |
|-----------------|-----------------|----------------|----------------|------------------|----------------|
| 1. Bob | 2. Carol | 3. Mike | 4. Val | 5. Claire | 6. Bill |
| 7. Wendy | 8. Pete | 9. Tony | 10. Sue | 11. Kate | 12. Bob |

If you understood the test, you should not have made many mistakes. If you are not sure about how to do these questions, go back and read the instructions again.

TEST TWO: PERCEPTUAL SPEED

The 'PERCEPTUAL SPEED' test

The objective for this test is to identify how fast and accurate you are in checking things in your head.

FOR EXAMPLE:

Pair 1	Pair 2	Pair 3	Pair 4	
E e	Q y	D d	K k	
0	1	2	3	4

In this case, you will see four pairs of letters. Each pair has been put into its own box. You must decide how many pairs contain letters that are the same.

In this test capital letters (like 'F') are the same as small letters (like 'f').

In the example above the first pair of letters (E and e) are the same; so are the third and fourth pairs (D and d) and (K and k). The second pair of letters (Q and y) are not the same.

So, you can count *THREE* pairs with the same letters. *THE ANSWER IS 3.*

As you see above, 3 has been marked as the answer by placing a circle around it.

TRY THE EXAMPLES BELOW.

Look at each set and count how many times the letters appear in pairs.

E b	G h	J u	S s	
0	1	2	3	4
r R	b B	m M	c C	
0	1	2	3	4
N x	O g	E u	F i	
0	1	2	3	4

Here are some more examples for you to practise. This time the lines have been removed so the items look more like the actual test.

B k	D d	E e	U u	
0	1	2	3	4
m R	n O	l W	j X	
0	1	2	3	4
C c	D k	G g	R r	
0	1	2	3	4

When you have tried these examples and feel that you understand what you have to do, complete the questions on the next page. *DO NOT MISS OUT ANY OF THE PROBLEMS.*

TEST TWO: PERCEPTUAL SPEED

START HERE AND WORK FROM LEFT TO RIGHT ACROSS THE PAGE

1. b q t h K N J R ----- 0 1 2 3 4	2. f d m h Q D R H ----- 0 1 2 3 4	3. G M J R g m s r ----- 0 1 2 3 4	4. G N K H g n k h ----- 0 1 2 3 4
5. D P T H d p n h ----- 0 1 2 3 4	6. R F K Q r n m b ----- 0 1 2 3 4	7. K E G N f e g p ----- 0 1 2 3 4	8. F Q R K n t g e ----- 0 1 2 3 4
9. t q j b G Q F U ----- 0 1 2 3 4	10. h g j m F N R Q ----- 0 1 2 3 4	11. J K M T j g m t ----- 0 1 2 3 4	12. H K R N w g m d ----- 0 1 2 3 4
13. H P M K h p m k ----- 0 1 2 3 4	14. g k t w H K T W ----- 0 1 2 3 4	15. R N T G g f m w ----- 0 1 2 3 4	16. N F J G n k j g ----- 0 1 2 3 4

How did you get on? Check your answers with the correct answers below.

ANSWERS

Here are the correct answers to the **PERCEPTUAL SPEED** questions you have just tried:

1. 0	2. 2	3. 3	4. 4
5. 3	6. 1	7. 2	8. 0
9. 1	10. 0	11. 3	12. 0
13. 4	14. 3	15. 0	16. 3

If you understood the test, you should not have made many mistakes. If you are not sure about how to do these questions, go back and read the instructions again.

TEST THREE: NUMBER, SPEED & ACCURACY

START HERE AND WORK FROM LEFT TO RIGHT ACROSS THE PAGE

1. 7 3 9	2. 3 10 6	3. 10 7 5	4. 8 4 10
5. 4 10 6	6. 14 11 7	7. 12 17 14	8. 10 12 7
9. 3 9 7	10. 6 11 9	11. 3 8 5	12. 7 2 4
13. 13 19 8	14. 4 9 15	15. 8 14 22	16. 18 13 7
17. 20 14 7	18. 4 1 8	19. 16 9 4	20. 14 17 19

How was that? Mark your test by comparing your answers with the correct ones shown below.

ANSWERS

Here are the correct answers to the **NUMBER, SPEED & ACCURACY** questions you just tried:

1. 3	2. 10	3. 10	4. 4	5. 10
6. 7	7. 17	8. 7	9. 3	10. 6
11. 8	12. 7	13. 19	14. 15	15. 22
16. 7	17. 7	18. 8	19. 16	20. 14

When you understand this test, you will not make many mistakes. If you are not sure that you do understand how to do these questions, try going back over the instructions and completing the test examples again.

TEST FOUR: WORD MEANING

The 'WORD MEANING' test

This is a test to see how quickly you can spot the odd word out in a group. You will be given three words. Two of the three will be related in some way, and the third is the odd one out. Each time, decide which is the odd one out and circle it.

LOOK AT THIS EXAMPLE.



The odd word is 'COLD', because the other two words are similar in some way.

HERE IS ANOTHER EXAMPLE.



'UP' and 'DOWN' are opposites. The odd word out is 'STREET'.

TRY SOME MORE EXAMPLES. Put a circle round the correct answer.

happy	try	sad	bad	good	arch
up	book	down	simple	easy	window

How did you get on? Check your answers with the correct answers below.

ANSWERS

1. try 2. arch 3. book 4. window

When you understand how to do the test, please turn over and work through the problems on the next page. Do not miss any out and work across the page from left to right.

TEST FOUR: WORD MEANING

START HERE AND WORK FROM LEFT TO RIGHT ACROSS THE PAGE

1. entice new old	2. unusual odd war
3. late near far	4. high tall mean
5. entry live exit	6. up down bottle
7. square ship boat	8. jump dead leap
9. new fresh spanner	10. too try also
11. night under over	12. wet thought dry
13. ill speak sick	14. danger safety liquid
15. big small asleep	16. irritate annoy battle
17. shiny eager enthusiastic	18. overdue early saucepan
19. bus taxi slice	20. win lose hill

How did you get on? Check your answers with the correct answers below.

ANSWERS

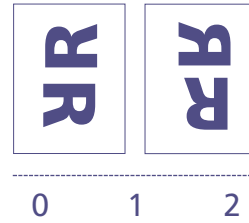

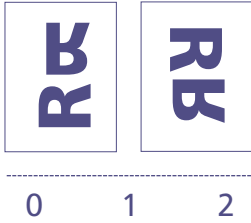
Here are the correct answers to the **WORD MEANING** questions you just tried:

1. **entice** 2. **war** 3. **late** 4. **mean** 5. **live**
6. **bottle** 7. **square** 8. **dead** 9. **spanner** 10. **try**
11. **night** 12. **thought** 13. **speak** 14. **liquid** 15. **asleep**
16. **battle** 17. **shiny** 18. **saucepan** 19. **slice** 20. **hill**

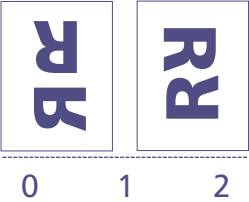
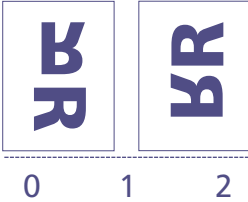
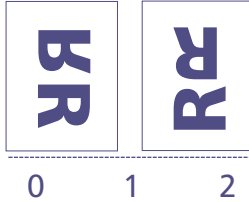
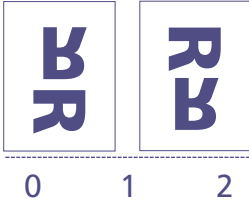
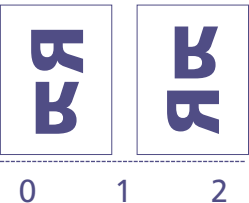
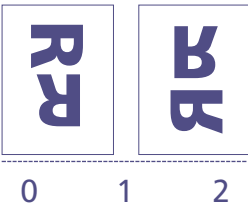
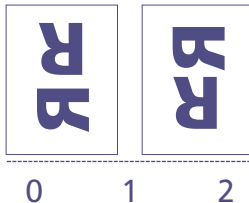
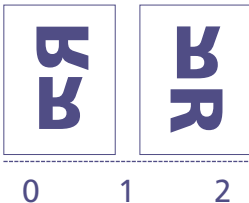
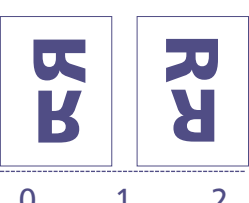

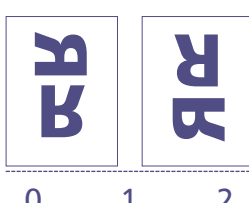
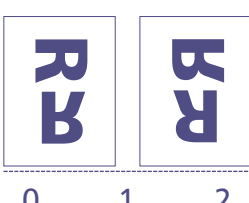
If you understood the test, you should not have made many mistakes. If you are not sure about how to do these questions, go back and read the instructions again.

TEST FIVE: SPATIAL VISUALISATION

TRY THESE TOO:



Once you have understood what is required, work through the questions below.

1. 	2. 	3. 	4. 
5. 	6. 	7. 	8. 
9. 	10. 	11. 	12. 

How did you get on?

Here are the correct answers to the **SPATIAL VISUALISATION** questions you just tried.

ANSWERS

1. 1 2. 0 3. 1 4. 0 5. 2 6. 2
7. 0 8. 1 9. 2 10. 1 11. 1 12. 0

If you understood the test, you should not have made many mistakes. If you are not sure about how to do these questions, go back and read the instructions again.